

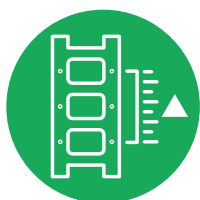
FIXATION & RACCORDEMENT DE ROBINETTERIES 150 OU 75 MM

LE CONCEPT

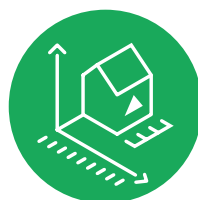
Fixer & raccorder toutes marques de robinetterie sur des montants d'entraxe 400 mm*.



**ENCASTREMENT
RAPIDE DES
MODULES**



**POSITIONNEMENT
RÉGLABLE**


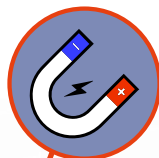



**SOUPLESSE
D'IMPLANTATION**



**ACCESSIBILITÉ
TOTALE**

150 MM



**MODULE DUO
ENTRAXE 150 mm**


RÉF.	QTE.
SE15040	1

entraxe 400 mm

SE15040

1

75 MM



**MODULE DUO
ENTRAXE 75 mm**

RÉF.	QTE.
SE7540	1

entraxe 400 mm

SE7540

1